
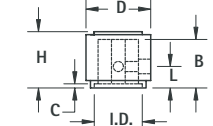

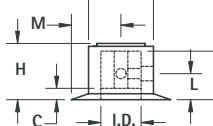

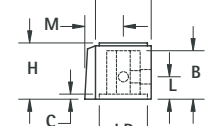

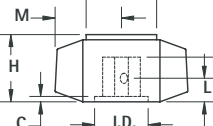

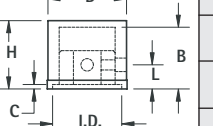


INSTRUMENTATION KNOBS


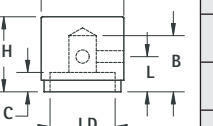

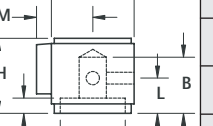
• All knobs supplied with two set screws installed

SPECIFICATIONS Knob: ABS Inlay: Spun Aluminum Insert: Brass, Nickel Plate		CAT. NO.	SHAFT (DIA.)	KNOB DIMENSIONS			SHAFT ATTACHMENT DETAILS		NUT CLEARANCE	
				D (DIA.)	H (HEIGHT)	M (MAX.)	L (LOCATION)	B (DEPTH)	I.D. INSIDE (DIA.)	C (COUNTER BORE)
		8554	.125 (3.2)	.505 (12.8)	.660 (16.8)	-	.308 (7.8)	.555 (14.1)	.360 (9.1)	.177 (4.5)
		8555	.250 (6.4)	.700 (17.8)	.780 (19.8)	-	.357 (9.1)	.555 (14.1)	.485 (12.3)	.188 (4.8)
		8556	.250 (6.4)	.905 (23.0)	1.010 (25.7)	-	.480 (12.2)	.740 (18.8)	.640 (16.3)	.320 (8.1)
		8557	.250 (6.4)	1.250 (31.8)	.850 (21.6)	-	.400 (10.2)	.605 (15.4)	.750 (19.1)	.250 (6.4)
		8558	.125 (3.2)	.505 (12.8)	.660 (16.8)	.450 (11.4)	.308 (7.8)	.555 (14.1)	.360 (9.1)	.177 (4.5)
		8559	.250 (6.4)	.700 (17.8)	.780 (19.8)	.575 (14.6)	.357 (9.1)	.555 (14.1)	.485 (12.3)	.188 (4.8)
		8560	.250 (6.4)	.905 (23.0)	1.010 (25.7)	.763 (19.4)	.480 (12.2)	.740 (18.8)	.640 (16.3)	.320 (8.1)
		8561	.250 (6.4)	1.250 (31.8)	.850 (21.6)	.919 (23.3)	.400 (10.2)	.605 (15.4)	.750 (19.1)	.250 (6.4)
		8567	.125 (3.2)	.505 (12.8)	.510 (13.0)	.350 (8.9)	.158 (4.0)	.405 (10.3)	.435 (11.0)	.026 (.66)
		8568	.250 (6.4)	.700 (17.8)	.610 (15.5)	.460 (11.7)	.187 (4.7)	.405 (10.3)	.485 (12.3)	.026 (.66)
		8569	.250 (6.4)	.905 (23.0)	.790 (20.1)	.590 (15.0)	.260 (6.6)	.520 (13.2)	.640 (16.3)	.114 (2.9)
		8565	.250 (6.4)	.700 (17.8)	.610 (15.5)	.575 (14.6)	.187 (4.7)	.405 (10.3)	.485 (12.3)	.026 (.66)
		8566	.250 (6.4)	.905 (23.0)	.790 (20.1)	.763 (19.4)	.260 (6.6)	.520 (13.2)	.640 (16.3)	.114 (2.9)

• All knobs supplied with two set screws installed

MATERIAL: ABS Insert: Brass, Nickel Plate		CAT. NO.	SHAFT (DIA.)	D (DIA.)	H (HEIGHT)	SHAFT ATTACHMENT DETAILS		NUT CLEARANCE	
						L (LOCATION)	B (DEPTH)	I.D. (INSIDE DIA.)	C (COUNTER BORE)
		8528	.125 (3.2)	.520 (13.2)	.620 (15.7)	.250 (6.4)	.520 (13.2)	.430 (10.9)	.070 (1.8)
		8529	.250 (6.4)	.520 (13.2)	.620 (15.7)	.250 (6.4)	.520 (13.2)	.430 (10.9)	.070 (1.8)
		8530	.125 (3.2)	.720 (18.3)	.620 (15.7)	.187 (4.7)	.560 (14.2)	.625 (15.9)	.030 (0.8)
		8531	.250 (6.4)	.720 (18.3)	.620 (15.7)	.187 (4.7)	.560 (14.2)	.625 (15.9)	.030 (0.8)

• All knobs supplied with two set screws installed

MATERIAL: Aluminum, 6061 Finish: Black - Black Anodize Clear - Clear Anodize		CLEAR CAT. NO.	BLACK CAT. NO.	SHAFT (DIA.)	D (DIA.)	H (HEIGHT)	M (MAX.)	SHAFT ATTACHMENT DETAILS		NUT CLEARANCE	
								L (LOCATION)	B (DEPTH)	I.D. INSIDE (DIA.)	C (COUNTER BORE)
		8512	8513	.125 (3.2)	.500 (12.7)	.630 (16.0)	-	.295 (7.5)	.510 (13.0)	.375 (9.5)	.168 (4.3)
		8514	8515	.250 (6.4)	.500 (12.7)	.630 (16.0)	-	.295 (7.5)	.510 (13.0)	.375 (9.5)	.168 (4.3)
		8516	8517	.125 (3.2)	.750 (19.1)	.630 (16.0)	-	.295 (7.5)	.510 (13.0)	.590 (15.0)	.168 (4.3)
		8518	8519	.250 (6.4)	.750 (19.1)	.630 (16.0)	-	.295 (7.5)	.510 (13.0)	.590 (15.0)	.168 (4.3)
		8540	8541	.125 (3.2)	.500 (12.7)	.630 (16.0)	.375 (9.5)	.320 (8.1)	.510 (13.0)	.375 (9.5)	.120 (3.0)
		8542	8543	.250 (6.4)	.500 (12.7)	.630 (16.0)	.375 (9.5)	.320 (8.1)	.510 (13.0)	.375 (9.5)	.120 (3.0)
		8544	8545	.125 (3.2)	.750 (19.1)	.630 (16.0)	.510 (13.0)	.320 (8.1)	.510 (13.0)	.590 (15.0)	.120 (3.0)
		8546	8547	.250 (6.4)	.750 (19.1)	.630 (16.0)	.510 (13.0)	.320 (8.1)	.510 (13.0)	.590 (15.0)	.120 (3.0)